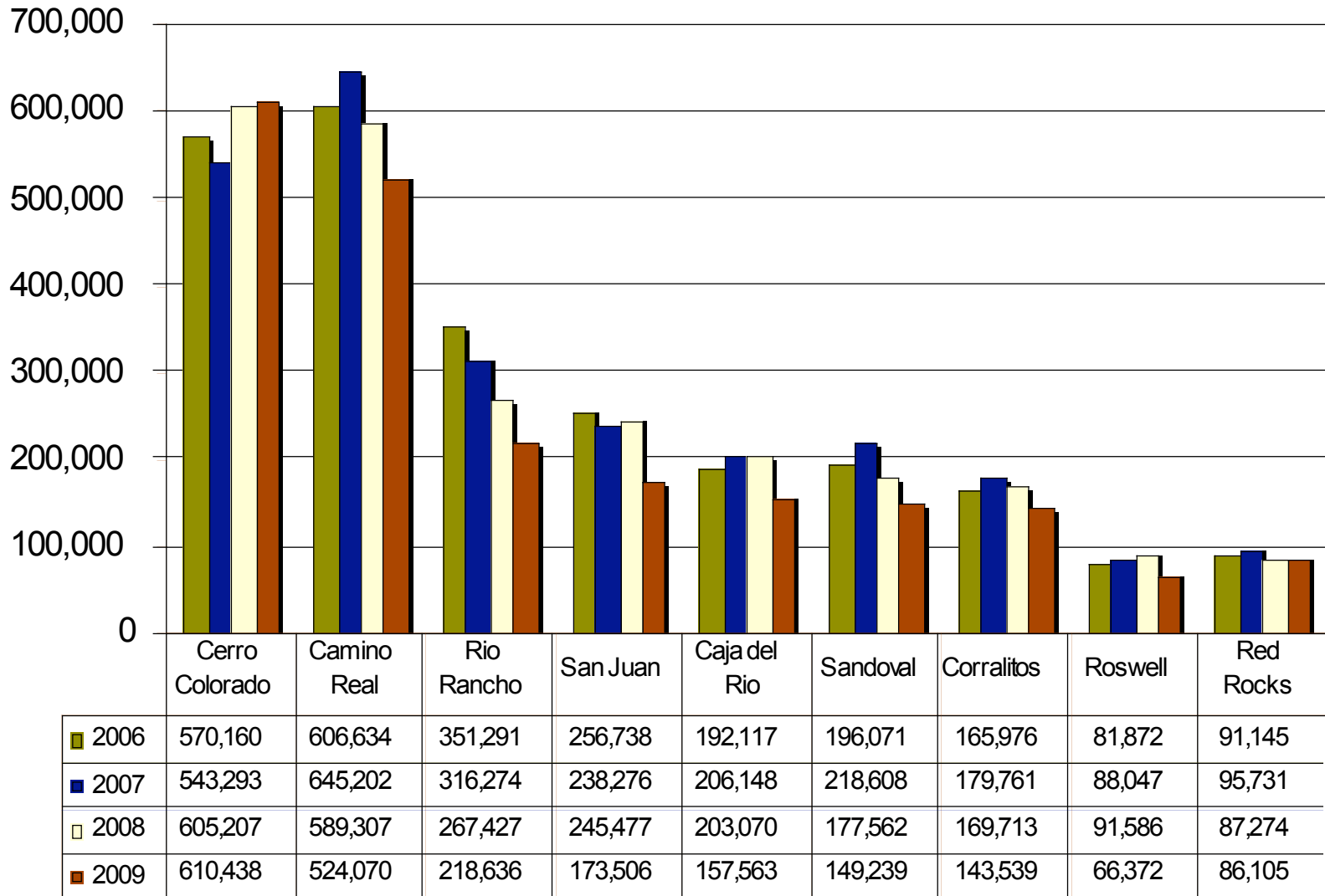




# **Annual Report Updates for 2009**

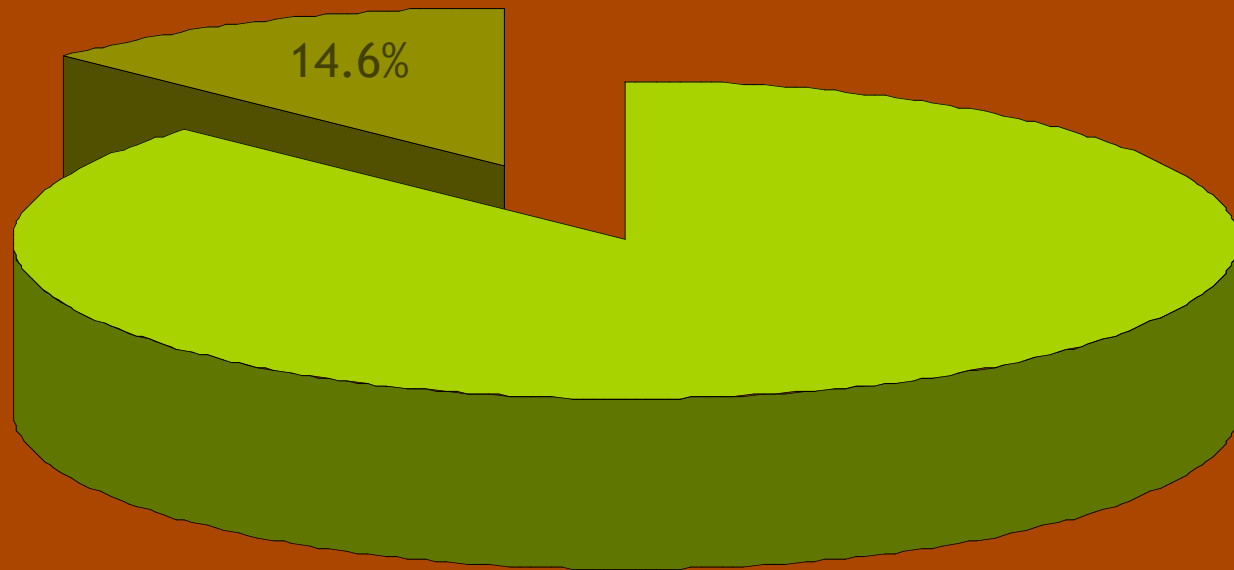
**SWANA - September 8, 2010**

# Eight Largest Landfills Trends



# MSW and Recycling Tonnage

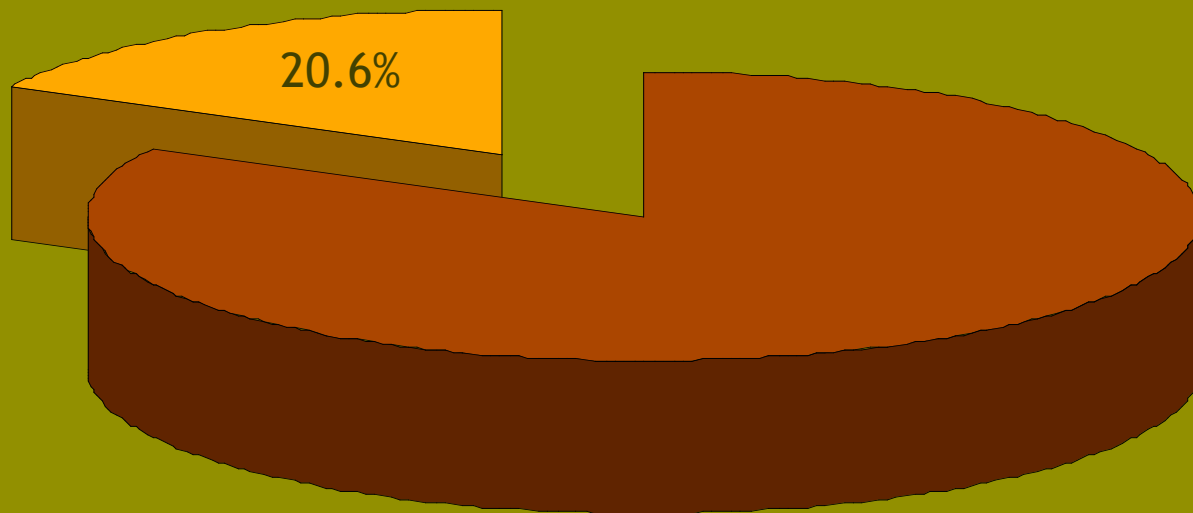
Recycling Total = 285,547 Tons



MSW Total = 1,953,643 Tons (before recycling)

# Total Diversion Tonnage

Diversion Total = 580,210 Tons



Total Divertable Materials = 2,811,154 Tons (before diversion)

## **2009 Solid Waste Management Trends**

- **With one exception, landfills managed less waste in 2009 than 2008**
- **Recycling rate increased from 12.4 % to 14.4 %**
- **Diversion rate increased from 12.9% to 20.6 %**

# **Certification Courses-2009**

- **SWANA and SWB Sponsored Courses**
  - **46 students attended Landfill Operator Certification Courses**
    - 28 took exam; all passed; 22 newly certified; 6 < 1 year
  - **129 students attended Transfer Station Operator Certification Course**
    - 91 took exam; 2 failed; 80 newly certified; 9 < 1 year

# Thank You to the Professionals

- **Volunteers sharing their expertise:**
  - **Scott Silva - CDM**
  - **Clay Kilmer - Golder Associated, Inc.**
  - **Keith Gordon - Gordon Environment, Inc.**

