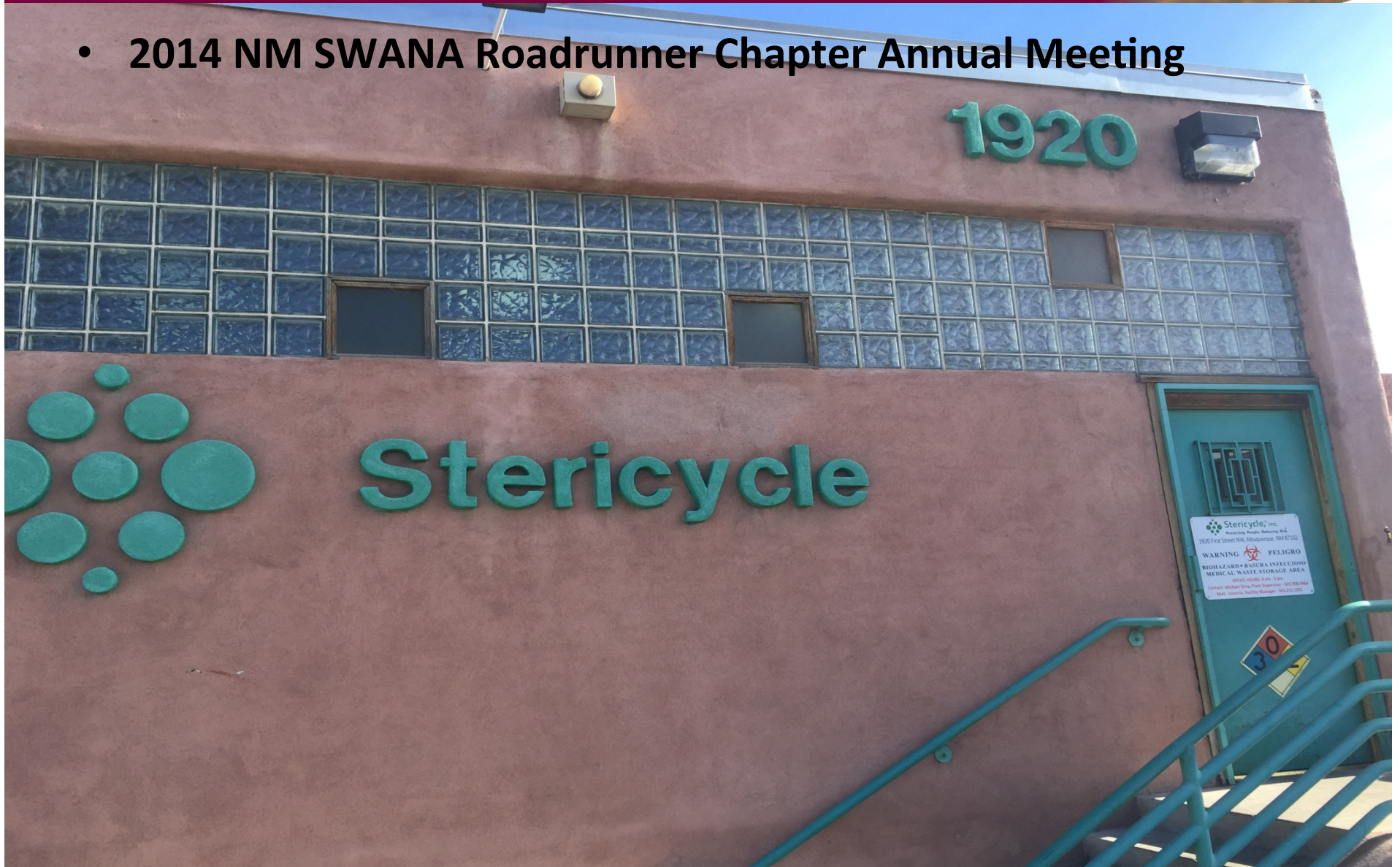




Stericycle[®]
Medical Waste Service



- 2014 NM SWANA Roadrunner Chapter Annual Meeting





Stericycle[®]
Medical Waste Service

Stericycle - Albuquerque



Matt Valencia- Facility Manager, New Mexico & West Texas

Michael Silva- Plant Supervisor, Albuquerque, NM Facility



DISCLAIMER: This document is for internal use only and is confidential & proprietary—no part of this publication may be reproduced, disseminated, or transmitted in any form or by any means.

Copyright © 2013 Stericycle, Inc. All rights reserved



Stericycle[®]
Medical Waste Service

Stericycle Albuquerque



- Stericycle-Albuquerque, is located at 1920 First St NW, in Albuquerque, NM, and was established in 1994.
- The Albuquerque Facility is a Processing and Transfer Station with an onsite Autoclave system.
- We transfer incinerate waste to our Kansas City, KS location and reusable sharps to our Dacono, CO location.



DISCLAIMER: This document is for internal use only and is confidential & proprietary—no part of this publication may be reproduced, disseminated, or transmitted in any form or by any means.

Copyright © 2013 Stericycle, Inc. All rights reserved



Stericycle[®]
Medical Waste Service

Stericycle Albuquerque

- Stericycle-Albuquerque processes "red bag" waste or UN3291 Regulated Medical Waste.
- We currently process approximately 1.2 Million Pounds (6000 tons) and transfer 100 tons for offsite processing.
- We **CANNOT** accept or process Ebola Waste.



DISCLAIMER: This document is for internal use only and is confidential & proprietary—no part of this publication may be reproduced, disseminated, or transmitted in any form or by any means.

Copyright © 2013 Stericycle, Inc. All rights reserved



Stericycle[®]
Medical Waste Service

Stericycle Albuquerque

- Stericycle-Albuquerque employs approximately 62 full time employees and has 6 routes and 4 long haul routes between Texas and New Mexico.
- Is the only permitted processing facility for RMW in the State of New Mexico.



DISCLAIMER: This document is for internal use only and is confidential & proprietary—no part of this publication may be reproduced, disseminated, or transmitted in any form or by any means.

Copyright © 2013 Stericycle, Inc. All rights reserved



**December 5, 2014
New Mexico SWANA
Annual Meeting**



Ebola Summary & Q&A

**UN2814
Infectious Substance
Affecting Humans
(Ebola), 6,2**

LBL-IS-UN



Stericycle[®]
Medical Waste Service

OVERVIEW



- ❖ Introduction
- ❖ What is Ebola? Facts?
- ❖ What Are The Risks?
- ❖ What is Stericycle Doing?
- ❖ Management of Ebola Waste
- ❖ Q&A



DISCLAIMER: This document is for internal use only and is confidential & proprietary—no part of this publication may be reproduced, disseminated, or transmitted in any form or by any means.

Copyright © 2013 Stericycle, Inc. All rights reserved



Stericycle[®]
Medical Waste Service

Introduction



- This presentation provides advice and guidance about managing the disposal of waste involving Ebola and other similar infectious diseases.
- At the end of this presentation you will have a better appreciation for:
 - what Ebola is and what the risks of dealing with the waste are
 - how we handle these wastes safely and compliantly at Stericycle



DISCLAIMER: This document is for internal use only and is confidential & proprietary—no part of this publication may be reproduced, disseminated, or transmitted in any form or by any means.

Copyright © 2013 Stericycle, Inc. All rights reserved



What is Ebola? Facts?



Ebola virus disease

Ebola, which first appeared in outbreaks in Sudan and DR Congo in 1976, is a severe and often fatal disease with no known specific treatment or vaccine. It has since killed more than 1,500 people in parts of Africa.

SOURCE

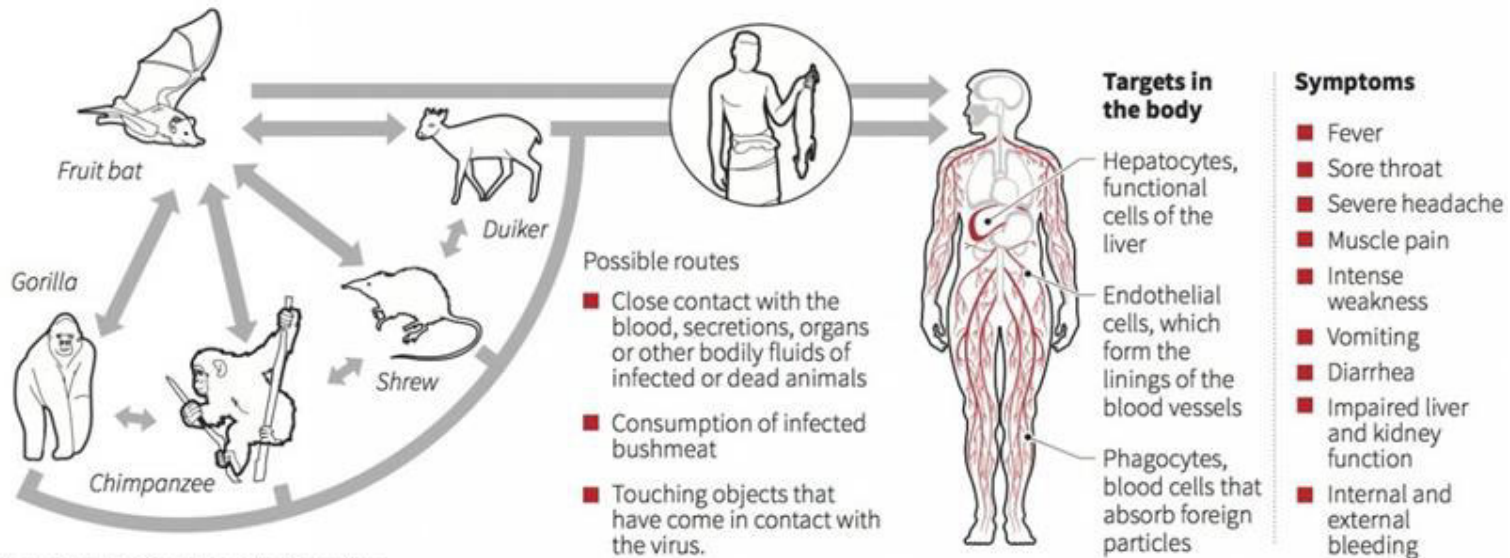
In Africa, particular species of fruit bats are considered possible natural hosts for Ebola virus.

TRANSMISSION

Infected bats are thought to transmit the disease to humans, or indirectly through other animals which are hunted for their meat.

DAMAGE

Incubation period is from two to 21 days. Death from the disease is often caused by multiple organ failure and tissue death.



Note: List of animals is not exhaustive.

Sources: Centers for Disease Control and Prevention; World Health Organisation

G.Cabrera, 28/03/2014

REUTERS



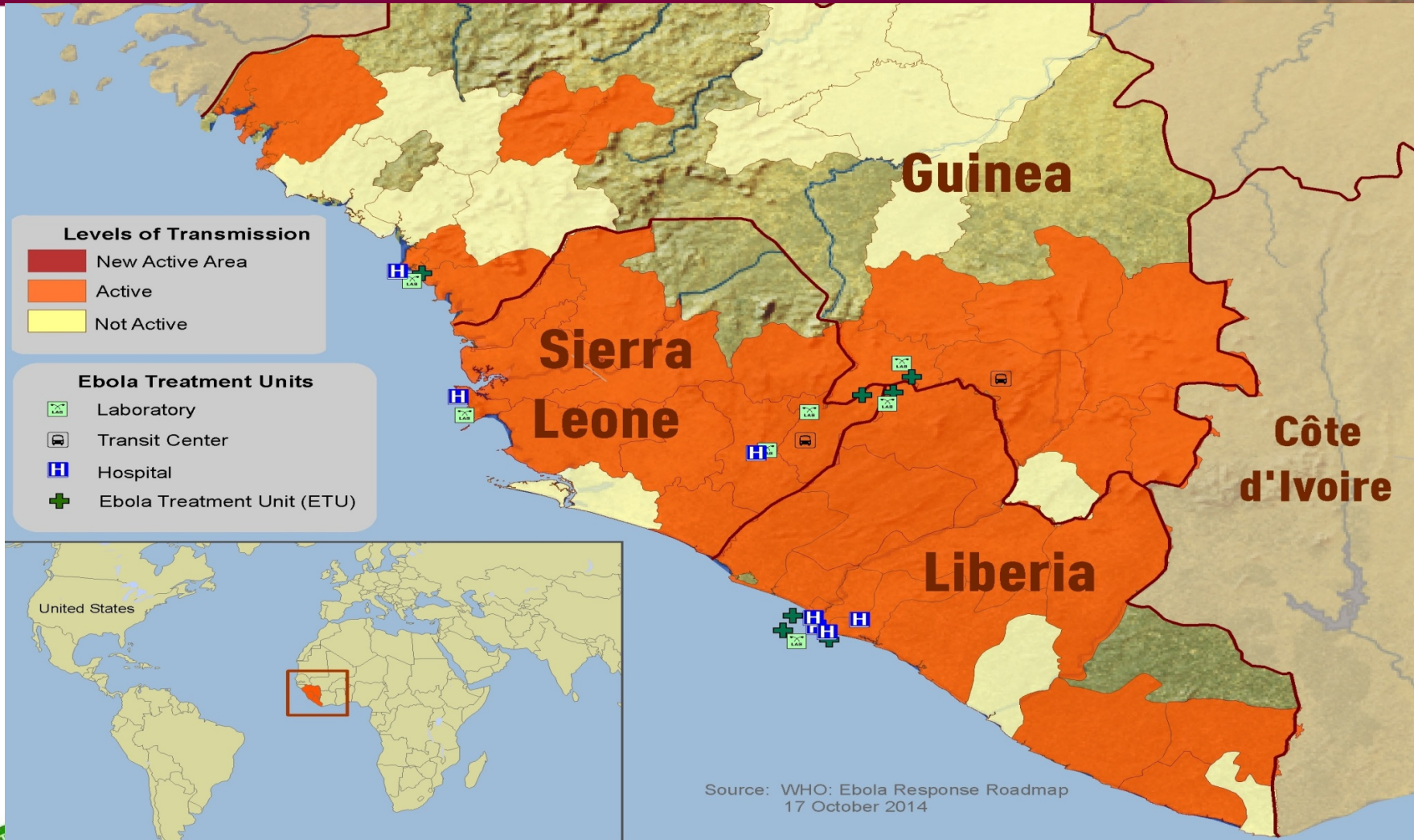
DISCLAIMER: This document is for internal use only and is confidential & proprietary—no part of this publication may be reproduced, disseminated, or transmitted in any form or by any means.

Copyright © 2013 Stericycle, Inc. All rights reserved



Stericycle[®]
Medical Waste Service

Where is Ebola?



DISCLAIMER: This document is for internal use only and is confidential & proprietary—no part of this publication may be reproduced, disseminated, or transmitted in any form or by any means.

Copyright © 2013 Stericycle, Inc. All rights reserved



Stericycle[®]
Medical Waste Service

What is Ebola? Facts?



- Ebola is a rare, but serious disease caused by Ebola virus. First diagnosed in 1976 in Zaire/DRC and named after the Ebola River.
- There are occasional outbreaks of Ebola in Africa, the most recent of which is the largest.
- The risk of catching Ebola in the US is very low, as it is only transmitted from person to person through direct contact with blood or bodily fluids. Can also occur through contaminated sharps, medical equipment, improper use of PPE, etc.



DISCLAIMER: This document is for internal use only and is confidential & proprietary—no part of this publication may be reproduced, disseminated, or transmitted in any form or by any means.

Copyright © 2013 Stericycle, Inc. All rights reserved



What is Ebola? Facts?



- ***People are not infectious until they are sick***
- The infection can take up to 21 days to incubate

Exposure	Incubation	Symptom Onset	Illness	Recovery or Death
<p>- Exposure to Ebola virus through contact with infectious blood or body fluids, contaminated environmental surfaces, or an infected individual or animal.</p> <p>- In some instances, exposure may be due to aerosolized viral particles.</p> <p>- Exposed individuals are not contagious.</p>	<p>- Virus multiplies within the body before symptoms develop.</p> <p>- Individuals become contagious when symptoms appear.</p>	<p>- Initial symptoms of EHF may include fever, fatigue, muscle pain, headache, and sore throat.</p> <p>- Symptoms appear similar to other viral illnesses.</p>	<p>- Illness progresses to include nausea, vomiting, diarrhea, impaired organ function, and blood count changes.</p> <p>- Some cases experience a rash and internal and/or external bleeding (e.g., from skin, eyes,</p>	<p>- The bodies of individuals who die from EHF remain infectious after death, and must be handled accordingly during death care.</p> <p>- Individuals who recover from EHF generally are no longer contagious.</p>
Day 0	2-21 days	14-21 days		Up to 49 days



DISCLAIMER: This document is for internal use only and is confidential & proprietary—no part of this publication may be reproduced, disseminated, or transmitted in any form or by any means.



Stericycle[®]
Medical Waste Service

What is Ebola? Facts?



- Ebola virus can survive multiple cycles of thawing and freezing and long-term storage
- However, survival on surfaces at room temperature is measured in hours rather than days (survival improves in the cold)



DISCLAIMER: This document is for internal use only and is confidential & proprietary—no part of this publication may be reproduced, disseminated, or transmitted in any form or by any means.

Copyright © 2013 Stericycle, Inc. All rights reserved



Stericycle[®]
Medical Waste Service

What is Ebola? Facts?



- Hospital disinfectants approved for non-enveloped viruses (typically harder to kill) are recommended for hard surfaces.
- Disinfectants labeled effective for norovirus, rotavirus, adenovirus, poliovirus (non-enveloped) are effective for Ebola.
- **Standard fresh household bleach (Clorox brand preferred) mixed at a 1:10 concentration (e.g., 1 cup bleach to 9 cups of water) is also effective in destroying Ebola.**



DISCLAIMER: This document is for internal use only and is confidential & proprietary—no part of this publication may be reproduced, disseminated, or transmitted in any form or by any means.

Copyright © 2013 Stericycle, Inc. All rights reserved



Stericycle[®]
Medical Waste Service

What Are The Risks?



- The risk of catching Ebola in the US is very low because its spread can be prevented using simple precautions.
- The US has a modern, well developed healthcare system with good public health information making prevention easier.
- The risk of catching Ebola from waste management activities is extremely low as there are stringent requirements for the treatment and packaging of the waste that prevent exposure to contaminated blood or body fluids.



DISCLAIMER: This document is for internal use only and is confidential & proprietary—no part of this publication may be reproduced, disseminated, or transmitted in any form or by any means.

Copyright © 2013 Stericycle, Inc. All rights reserved



Stericycle[®]
Medical Waste Service

What is Stericycle Doing?




- At present, Stericycle is NOT processing any Category A, untreated Ebola waste in any of our facilities.
- Stericycle has documented procedures for the management of Category A pathogen wastes including Ebola.
- The procedures cover all aspects of managing these wastes from receiving the customer inquiry to making the collection and ultimate disposal.



DISCLAIMER: This document is for internal use only and is confidential & proprietary—no part of this publication may be reproduced, disseminated, or transmitted in any form or by any means.

Copyright © 2013 Stericycle, Inc. All rights reserved



Stericycle[®]
Medical Waste Service

What is Stericycle Doing?



- We continue to update these to reflect current DOT/CDC/OSHA guidance.
- We are maintaining a dialogue with the CDC, the regulators, and our customers to ensure we're in a position to help while protecting our Team Members and the wider community.



DISCLAIMER: This document is for internal use only and is confidential & proprietary—no part of this publication may be reproduced, disseminated, or transmitted in any form or by any means.

Copyright © 2013 Stericycle, Inc. All rights reserved



Stericycle[®]
Medical Waste Service

Management of Ebola Waste



- **We Have Waste – What Do We Do Now?**
 - Classification
 - Proper Packaging for Transport – Special Permit
 - Working with Customers
 - Protection of Team Members



DISCLAIMER: This document is for internal use only and is confidential & proprietary—no part of this publication may be reproduced, disseminated, or transmitted in any form or by any means.

Copyright © 2013 Stericycle, Inc. All rights reserved



Classification



- Waste **Pre-Treated** at Hospital by Autoclave is NO longer Category A – Requires Pre-Treatment Certification by Generator.
 - Can be managed as solid waste
 - Can be over classified as RMW
- Waste **NOT Pre-Treated** at Hospital is Category A Waste per DOT
 - Requires Packaging to meet 49 CFR 178.609
 - Robust Packaging Requirements
 - Special Permit required



DISCLAIMER: This document is for internal use only and is confidential & proprietary—no part of this publication may be reproduced, disseminated, or transmitted in any form or by any means.



Stericycle[®]
Medical Waste Service

Proper Packaging for Transport Special Permit



- The following photos are pictures of Category A Materials packaged for incineration at a 3rd party incinerator. These materials cannot be accepted for treatment at Stericycle facilities.
- No Team Members should handle this waste in any manner prior to being properly trained.
- Contact dispatch should you be offered this waste while on your route.



DISCLAIMER: This document is for internal use only and is confidential & proprietary—no part of this publication may be reproduced, disseminated, or transmitted in any form or by any means.

Copyright © 2013 Stericycle, Inc. All rights reserved



Stericycle[®]
Medical Waste Service

Proper Packaging for Transport Special Permit



DISCLAIMER: This document is for informational purposes only and is not intended to be used as a substitute for professional advice. This publication may be reproduced, disseminated, or

transmitted in any form or by any means, electronic or mechanical, including photocopying, recording, or by any information storage and retrieval system.

Copyright © 2013 Stericycle, Inc. All rights reserved



Stericycle[®]
Medical Waste Service

Waste Acceptance



- **Drivers** : DO NOT transport this container or any other container that has been identified as containing or may contain EBOLA waste
- **Drivers** must be trained on specific procedures prior to transporting EBOLA waste
- The applicable DOT Special permit **must** be carried in the truck
- If this container or any other container that may contain EBOLA waste is offered to you by a customer / generator for transportation, contact your supervisor/ dispatcher immediately
- **Processing / Plant Workers:** DO NOT touch this container in any way
- If this container or any other container is identified as containing or may contain EBOLA waste, stop the process immediately and contact your supervisor
- If identified in a customer loaded trailer, roll off container, or any other Stericycle transport vehicle, stop the process immediately and notify your supervisor



DISCLAIMER: This document is for internal use only and is confidential & proprietary—no part of this publication may be reproduced, disseminated, or transmitted in any form or by any means.

Copyright © 2013 Stericycle, Inc. All rights reserved



Stericycle[®]
Medical Waste Service

Proper Labeling for Transport Special Permit



**DO NOT OPEN
INFECTIOUS SUBSTANCE
AFFECTING HUMANS**

LBL-IS-DNO

Size: 9"x 4"

UN2814
Infectious Substance
Affecting Humans
(Ebola), 6.2

LBL-IS-UN

DOT SP 16279



DISCLAIMER: This document is for internal use only and is confidential & proprietary—no part of this publication may be reproduced, disseminated, or transmitted in any form or by any means.

Copyright © 2013 Stericycle, Inc. All rights reserved



Stericycle[®]
Medical Waste Service

Transportation Requirements



- Special Permit must be maintained in the vehicle transporting Ebola Waste
- Stericycle affected Team Members must be trained on the SP and documented
- Emergency Response book must be updated to support Ebola waste stream
- Transportation vehicle must be made available for a level 1 inspection prior to transport.
- PHMSA must be informed prior to transportation of Ebola waste.



DISCLAIMER: This document is for internal use only and is confidential & proprietary—no part of this publication may be reproduced, disseminated, or transmitted in any form or by any means.

Copyright © 2013 Stericycle, Inc. All rights reserved



Stericycle[®]
Medical Waste Service

Transportation Requirements



- Vehicles used to Transport Cat A Materials will be decontaminated by Stericycle and/or a 3rd party.
- Additional PPE will be provided, as applicable - such as double gloving, Tyvek suit, apron, etc.
- In case of a spill, contact ERTS at 800-201-6804 for cleanup of spill material.



DISCLAIMER: This document is for internal use only and is confidential & proprietary—no part of this publication may be reproduced, disseminated, or transmitted in any form or by any means.

Copyright © 2013 Stericycle, Inc. All rights reserved



Stericycle[®]
Medical Waste Service

Transportation Requirements

- Loading and unloading must be performed manually. No mechanical means. Dolly's are allowed, no forklift operation
- While in transport, cargo doors must be locked at all time.
- Prior to beginning route, the transportation vehicle must be visually inspected for leaks.
- Once dispatched, vehicle must proceed to the designated processing facility with no delay.



DISCLAIMER: This document is for internal use only and is confidential & proprietary—no part of this publication may be reproduced, disseminated, or transmitted in any form or by any means.

Copyright © 2013 Stericycle, Inc. All rights reserved



Stericycle[®]
Medical Waste Service

Transportation Requirements New Shipping Papers

1. Generator's Name, Address and Telephone Number

UN2814, Infectious Substance Affecting Humans(Ebola), 6.2, DOT-SP 16279

CUSTOMER NUMBER

GENERATOR'S REGIS'

2A. DESCRIPTION OF WASTE

2B.

CONTAINER TYPE

UN3291, Regulated Medical Waste, n.o.s.,
6.2, PGII



DISCLAIMER: This document is for internal use only and is confidential & proprietary—no part of this publication may be reproduced, disseminated, or transmitted in any form or by any means.

Copyright © 2013 Stericycle, Inc. All rights reserved



Stericycle[®]
Medical Waste Service

Working With Our Customers




- Provide information about the difference between Cat A and RMW
- Ensure healthcare facilities understand they need to segregate Cat A wastes from other RMW
- Provide information about proper packaging
- If Special Permit is obtained, healthcare facility is required to be provided and healthcare facility must train appropriate staff on Special Permit conditions
- If our employees work within hospital understand their protocols for communicating about potential patients and isolation areas
- Acceptable onsite treatment protocols



DISCLAIMER: This document is for internal use only and is confidential & proprietary—no part of this publication may be reproduced, disseminated, or transmitted in any form or by any means.

Copyright © 2013 Stericycle, Inc. All rights reserved



Stericycle[®]
Medical Waste Service

Protecting Our Team Members



- Follow our Universal Precautions/BBP protocols
- Remember bleach is our friend!
- Train and communicate appropriately – sometimes the media can be scary!
- Work with our customers and the local health departments
- Work with HR and management on individual issues



DISCLAIMER: This document is for internal use only and is confidential & proprietary—no part of this publication may be reproduced, disseminated, or transmitted in any form or by any means.

Copyright © 2013 Stericycle, Inc. All rights reserved



Stericycle[®]
Medical Waste Service



DISCLAIMER: This document is for internal use only and is confidential & proprietary—no part of this publication may be reproduced, disseminated, or transmitted in any form or by any means.

Copyright © 2013 Stericycle, Inc. All rights reserved